

## Demographics for First Time Ever in College Students Rio Hondo College

	2013-2014	2014-2015	2015-2016
19 and younger	<b>65%</b> (1,705)	<b>65%</b> (1,133)	<b>58%</b> (1,422)
20 to 24	<b>17%</b> (456)	<b>17%</b> (292)	<b>18%</b> (433)
25 and older	<b>18%</b> (480)	<b>18%</b> (315)	<b>25%</b> (616)

Asian	<b>4%</b> (103)	<b>3%</b> (57)	<b>4%</b> (87)
Black or African American	<b>1%</b> (31)	<b>1%</b> (14)	<b>1%</b> (27)
Hispanic	<b>76%</b> (2,006)	<b>83%</b> (1,452)	<b>74%</b> (1,828)
Other	<b>14%</b> (381)	<b>6%</b> (111)	<b>18%</b> (436)
White	<b>5%</b> (120)	<b>6%</b> (106)	<b>4%</b> (93)

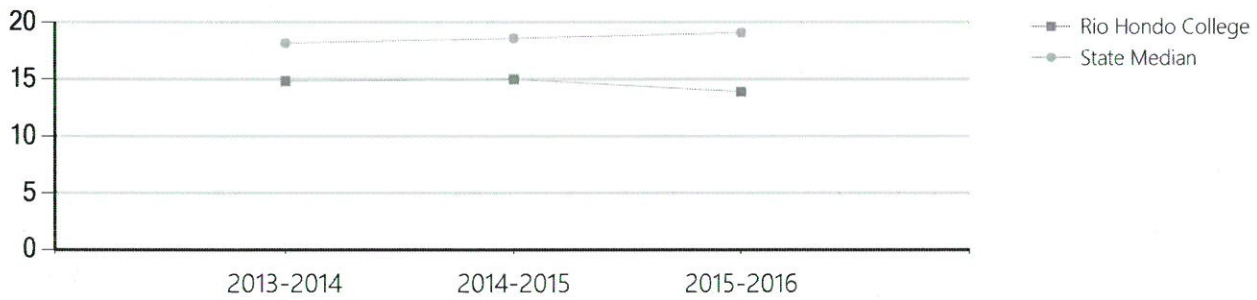
Female	<b>41%</b> (1,072)	<b>42%</b> (723)	<b>36%</b> (890)
Male	<b>53%</b> (1,411)	<b>56%</b> (977)	<b>58%</b> (1,437)
Unknown	<b>6%</b> (158)	<b>2%</b> (40)	<b>6%</b> (144)

Overall	<b>100%</b> (2,641)	<b>100%</b> (1,740)	<b>100%</b> (2,471)
---------	------------------------	------------------------	------------------------

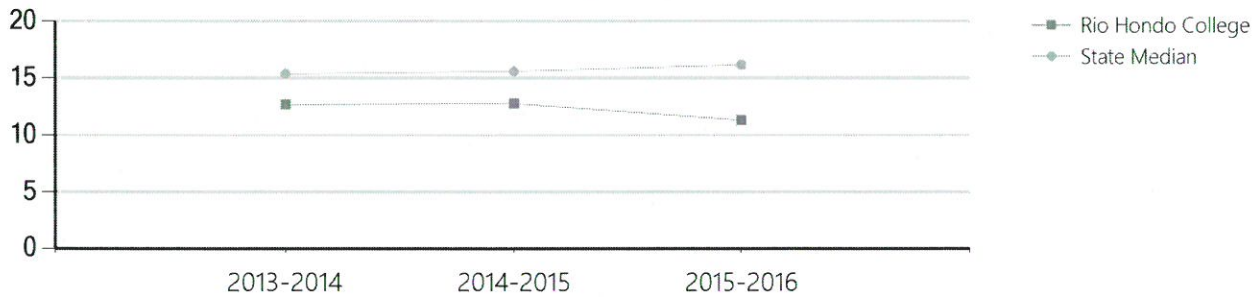
# Participation

	2013-2014	2014-2015	2015-2016
Average Number of Credits Attempted in the First Year	15	15	14
Average Number of Degree-Applicable Credits Attempted in the First Year	13	13	11
Persisted from Term 1 to Term 2	63% (1,660)	66% (1,149)	61% (1,500)
College-Level Course Success Rate	75%	74%	80%

Average Number of Credits Attempted in Year One



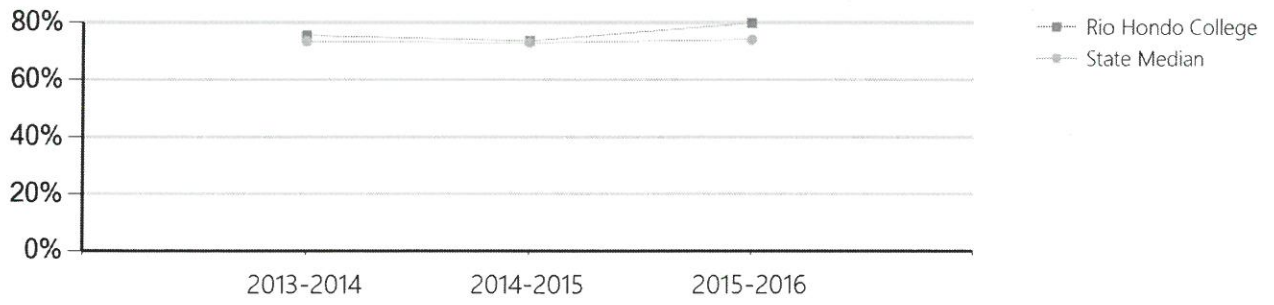
Average Number of Degree-Applicable Credits Attempted in Year One



Persisted from Term 1 to Term 2



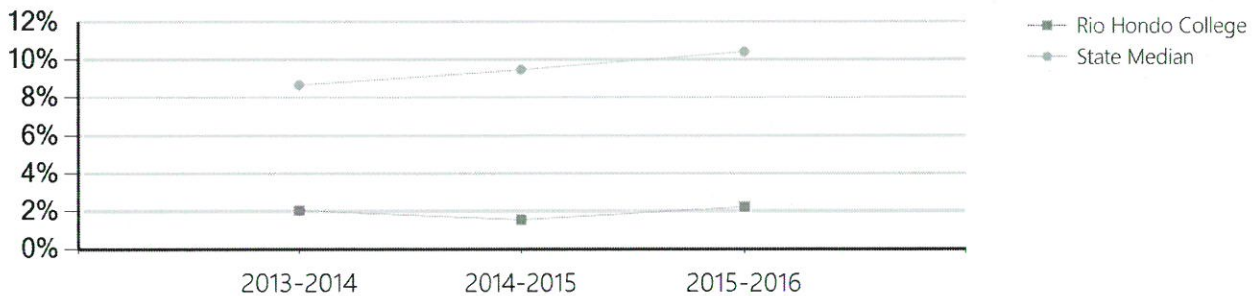
College-Level Course Success Rate



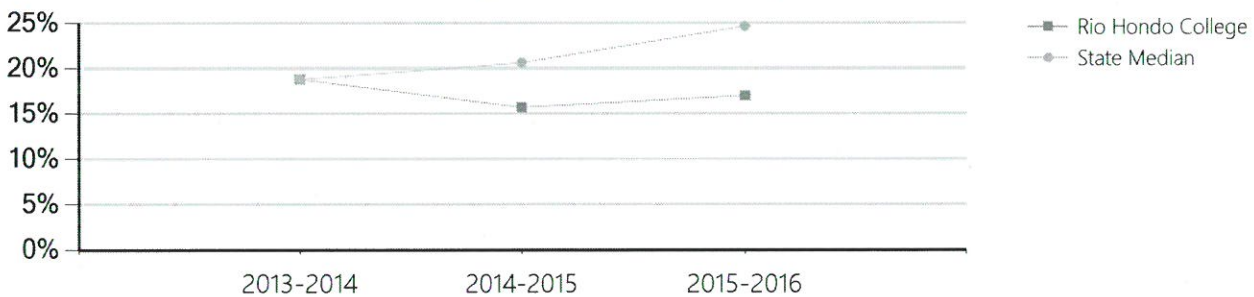
# Transferrable Math and English Completion

	2013-2014	2014-2015	2015-2016
Completed Transfer-Level Math in Year One	<b>2%</b> (54)	<b>2%</b> (27)	<b>2%</b> (55)
Completed Transfer-Level English in Year One	<b>19%</b> (496)	<b>16%</b> (273)	<b>17%</b> (420)
Completed Both Transfer-Level English and Math in Year One	<b>1%</b> (33)	<b>1%</b> (16)	<b>2%</b> (48)

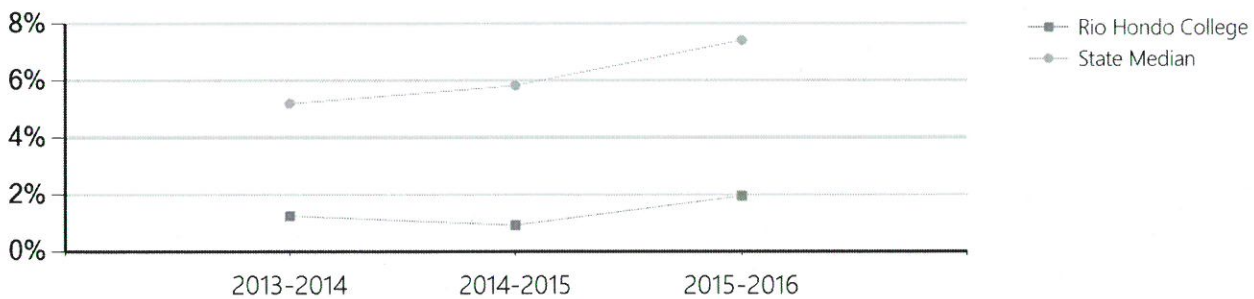
Successfully Completed Transfer-Level Math in Year One



Successfully Completed Transfer-Level English in Year One



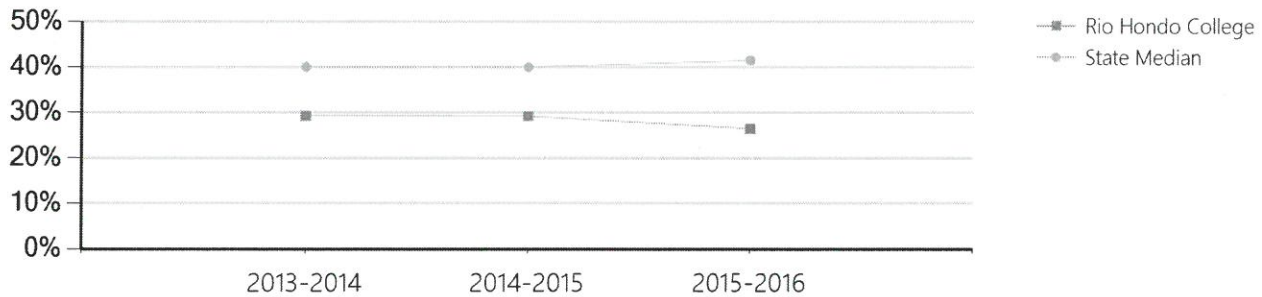
Successfully Completed Both Transfer-Level English and Math in Year One



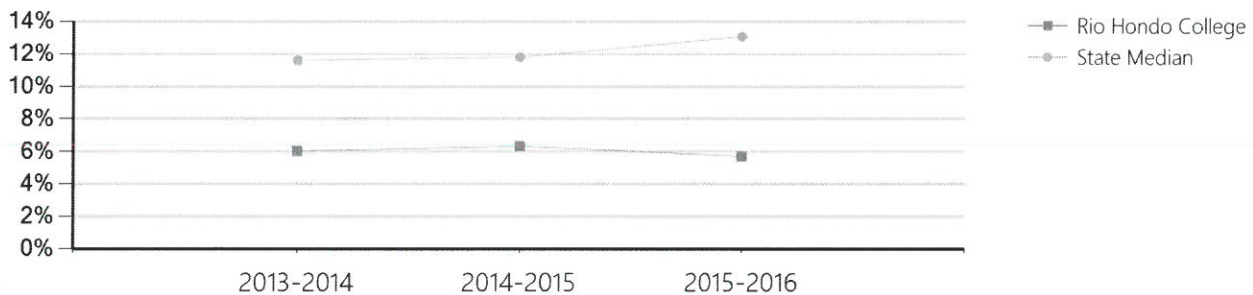
# First Term Momentum

	2013-2014	2014-2015	2015-2016
Earned 6+ College Credits in First Term	<b>29%</b> (773)	<b>29%</b> (508)	<b>26%</b> (654)
Earned 12+ College Credits in First Term	<b>6%</b> (159)	<b>6%</b> (110)	<b>6%</b> (141)
Earned 15+ College Credits in First Term	<b>1%</b> (18)	<b>1%</b> (20)	<b>0%</b> (12)
Attempted 15+ Credits in the First Term	<b>4%</b> (98)	<b>3%</b> (52)	<b>3%</b> (65)

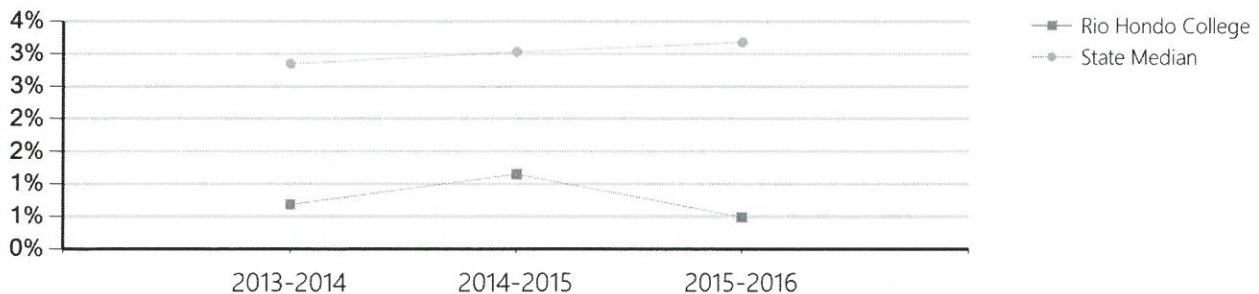
Successfully Earned 6+ College Credits in First Term



Successfully Earned 12+ College Credits in First Term



Successfully Earned 15+ College Credits in First Term



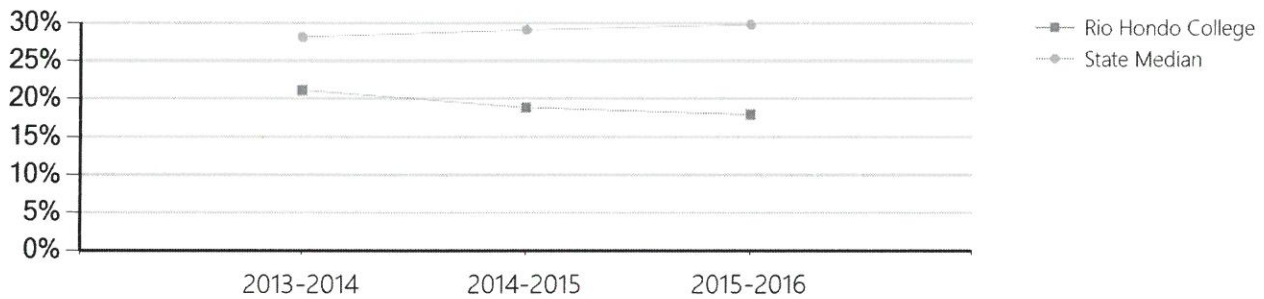
Attempted 15+ College Credits in the First Term



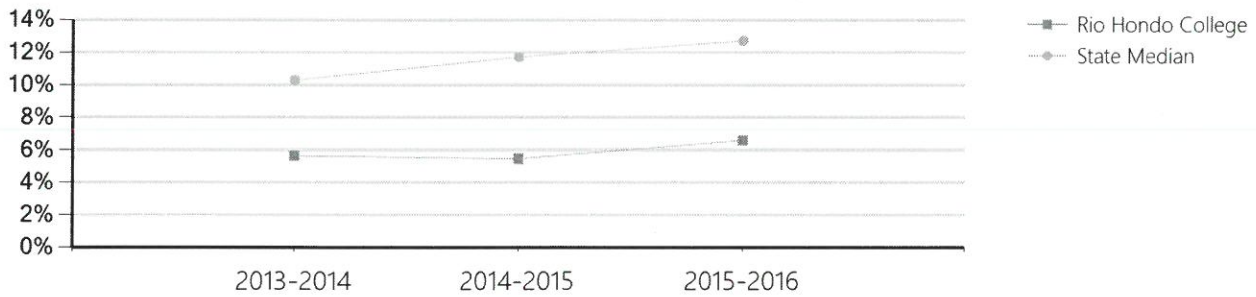
# First Year Momentum

	2013-2014	2014-2015	2015-2016
Earned 15+ College Credits in Year One	<b>21%</b> (558)	<b>19%</b> (328)	<b>18%</b> (443)
Earned 24+ College Credits in Year One	<b>6%</b> (149)	<b>5%</b> (95)	<b>7%</b> (163)
Earned 30+ College Credits in Year One	<b>2%</b> (40)	<b>2%</b> (39)	<b>2%</b> (53)
Attempted 30+ Credits in Year One	<b>8%</b> (208)	<b>7%</b> (123)	<b>8%</b> (203)

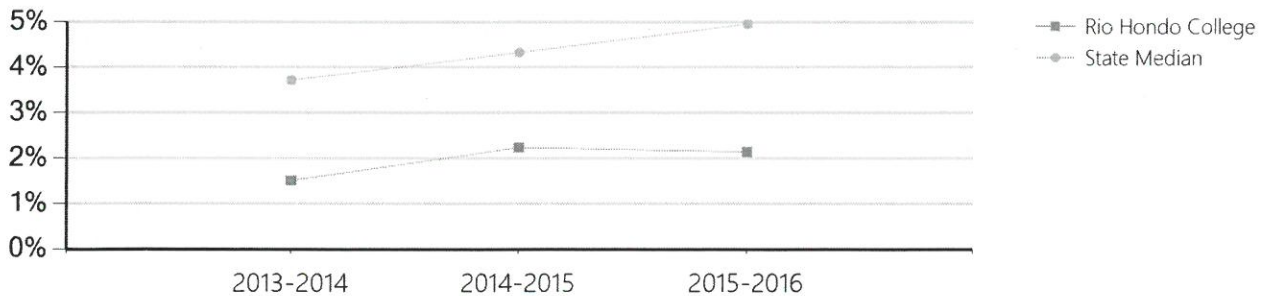
Successfully Earned 15+ College Credits in Year One



Successfully Earned 24+ College Credits in Year One



Successfully Earned 30+ College Credits in Year One



Attempted 30+ College Credits in Year One

