



**RIO  
HONDO  
COLLEGE**



***Understanding and  
Implementing Program-  
Level Standards in  
Program Planning and  
Program Review***



**RIO  
HONDO  
COLLEGE**




# **Institution-Set Standards**



# Institution-Set Standards

- ACCJC requirement (2013 Annual Report)
- Based on federal requirements for financial aid eligibility—602.16(a)(1)(i)
- IEC led the efforts to create and update the Institution-set Standards

RIO  
HONDO  
COLLEGE



Institutional Planning Process




# Standards Based on ACCJC

- Successful Course Completion
- Degree Completion
- Certificate Completion
- Transfers to 4-Year Schools
- Persistence (3-semester)



**RIO  
HONDO  
COLLEGE**



Institutional Planning Process

# Standards Based on Scorecard

- Completion Rate (SPAR)
- CTE Completion Rates
- 30 Units
- Basic Skills Sequence Completion
  - ✓ ENGL
  - ✓ ENLA
  - ✓ MATH
  - ✓ READ

RIO  
HONDO  
COLLEGE



Institutional Planning Process



# Standards in Development


- Job Placement Rates (ACCJC)
- Licensure Examination Passage Rate (ACCJC)
- Lifelong Learning (mission statement)



**RIO  
HONDO  
COLLEGE**



**RIO  
HONDO  
COLLEGE**



# **Program-Level Standards**



# Program-Level Standards

---

- New ACCJC requirement
  - ✓ *Checklist for Evaluating Compliance with Federal Regulations and Commission Policies*
- Based on federal requirements—602.17(f)(2): “The institution's or program's performance with respect to student achievement.”

RIO  
HONDO  
COLLEGE





# Response to Recommendation 1


---

## **Recommendation 1**

In order to meet standards, and to meet USDE regulations, the team recommends that the College set standards of satisfactory performance for student achievement, and evaluate itself against those standards, at the programmatic level (not just at the institutional level). (I.B, USDE Regulation 602.17 (f))

- **RHC's Response**
  - ✓ Incorporate program-level standards into annual planning.
  - ✓ Faculty members set standards for their programs.
  - ✓ Standards are like dashboard warning lights.

**RIO  
HONDO  
COLLEGE**



# Program Standards I

---

## Non-Degree/Certificate Programs

- ✓ Course success rate

## Degree Programs (Non-CTE)

- ✓ Course success rate
- ✓ Degrees awarded

RIO  
HONDO  
COLLEGE




# Program Standards II

---

## CTE Degree/Certificate Programs

- ✓ Course success rate
- ✓ Degrees awarded
- ✓ Certificates (CO-approved) awarded
- ✓ Job placement rates
- ✓ Licensure exam passage rates (if applicable)

**RIO  
HONDO  
COLLEGE**




# Setting Program Standards

---

- Faculty decision for each program.
- IRP to provide data and instructions.
- CTE faculty to use external data.
- Faculty discuss trends in the data.

RIO  
HONDO  
COLLEGE



# Program-Level Standards in the Planning Software

Howard Kummerman System Admin

Plan: 1554 Due: 10/23/2015 11:59:00 PM

2016-17 Program Plan  
 Program: TRAINING - IRP - 1  
 Unit: TRAINING - IRP - 2  
 Area: TRAINING - IRP

plan menu

The Plan

- Administration
- Sections
  - Mission Statement
  - Overarching Outcomes - SLOs / SAOs
  - Program Level Standards
  - Characteristics, Performance and Trends
  - SWOT
  - Accomplishments and Recommendations
- for Improvement
  - Strategic Direction
  - Staff Development
- Goal 1

## Program's Program Level Standards

ACEDD Program Data					
	Year 1	Year 2	Year 3	Year 4	Year 5
Course Success Rate	77.4%	77.9%	75.0%	76.8%	74.4%
Associate Degrees	29	19	22	18	14
CO-Approved Certificates	22	21	24	20	16
Employment Rate					
License Exam Pass Rate					

For Program Standards			
Average	Median	90% Average	90% Median
76.4%	76.8%	68.7%	69.1%
20.4	19	18.4	17.1
20.6	21	18.5	18.9

### External Sources:

Employment Rate [https://misweb.cccco.edu/perkins/Core\\_Indicator\\_Reports/Summ\\_coreIndi\\_TOPCode.aspx](https://misweb.cccco.edu/perkins/Core_Indicator_Reports/Summ_coreIndi_TOPCode.aspx)  
 License Exam Pass Rate Website reporting pass rates for the examination appropriate to your field (if any)

### NOTE:

For all categories, except Degrees and Certificates, Year 1 is 2010-11 and Year 5 is 2014-15.  
 Because Spring 2015 Degrees and Certificates are in the process of being posted to Banner, Year 1 for these categories is 2009-10 and Year 5 is 2013-14.

Course Success Rate: 68%  
 Associate of Science Degrees Awarded: 18  
 Chancellor Office Approved Certificates Awarded: 18  
 Employment Rate:  
 License Exam Pass Rate:

# Employment Rate Website

- Perkins Core Indicators Reports
- URL with planning data tables



California Community Colleges Chancellor's Office  
Management Information Systems Division

*Career Technical Education (CTE) (Perkins IV)*

[Negotiation Reports](#)

[Core Indicator Reports](#)

[Documentation](#)

[Contact Us](#)

You are here : [Core Indicator Reports/Summary Core Indicators by TOP Code](#)

## Summary Core Indicators by TOP Code - Parameter Selection Area

Select Report Type

2 Digit TOP Codes - Sur ▼

Select District/College

Rio Hondo College ▼

Select Fiscal Year

2015-2016 ▼

Select TOP Code

02 Architecture and Re ▼

[View Report](#)

## Summary Core Indicators by TOP Code - Report

# Employment Rate Data

4- and 6-Digit Top Codes available on Sheets 2 and 3 when exported to Excel (tabs at bottom of worksheet window).

DISTRICT: RIO HONDO

COLLEGE: RIO HONDO

## 02 Architecture and Related Technologies


	Percent			Count			Total		
	2010-2011	2011-2012	2012-2013	2010-2011	2011-2012	2012-2013	2010-2011	2011-2012	2012-2013
<b>Program Area Total</b>	100.00	55.56	100.00	12	5	10	12	9	10
Female	100.00	100.00	100.00	1	1	2	1	1	2
Male	100.00	50.00	100.00	11	4	8	11	8	8
Non-traditional	100.00	100.00	100.00	1	1	2	1	1	2
Displaced Homemaker		0.00		0	0	0	0	1	0
Economically Disadvantaged	100.00	50.00	100.00	9	3	5	9	6	5
Limited English Proficiency	100.00	60.00	100.00	6	3	6	6	5	6
Single Parent		50.00	100.00	0	1	1	0	2	1
Students with Disabilities	100.00	0.00	100.00	1	0	1	1	1	1
Technical Preparation				0	0	0	0	0	0
Migrant				0	0	0	0	0	0
District	100.00	55.56	100.00	12	5	10	12	9	10
State	64.90	59.15	54.39	2,812	3,074	2,602	4,333	5,197	4,784

4- and 6-Digit Top Codes on following pages.

Success rate less than 80.85% is shaded

Indicator Four: Employment - 80.85% Performance Goal

**RIO  
HONDO  
COLLEGE**




# License Exam Pass Rate

---

- Applies to “each program for which a license examination is required to qualify for employment.”
- Currently at RHC:
  - ✓ Registered Nursing
  - ✓ Licensed Vocational Nursing
  - ✓ Emergency Medical Technician
- Are there others?

RIO  
HONDO  
COLLEGE






# Program-Level Standards Report

## 2016-17 Program Level Standards


Plan ID	Name	Success Rate	AS Degrees	Certificates	Employment	Licenses
1552	Audio Visual Support	0	0	0	0	0
1553	Research & Planning	0	0	0	0	0
1554	TRAINING - IRP - 1	68%	18	18	0	0
1555	TRAINING - IRP - 2	57%	5	0	0	0

**RIO  
HONDO  
COLLEGE**



Institutional Planning Process

**RIO  
HONDO  
COLLEGE**



***Understanding and  
Implementing Program-  
Level Standards in  
Program Planning and  
Program Review***

