

5. Data Analysis

Fall 2020 Update: Guiding questions updated.

The purpose of this section is to identify program progress, find opportunities for program improvement, reflect on data trends, and identify resource needs.

5.1 Data Analysis

Instructions

Instructional Programs

Programs should describe trends observed in their data and interpret the meaning of the trends in terms of the future of the program, and actions that need to be taken. In looking at enrollment and achievement data, historical comparisons can be made as well as comparisons to like disciplines in your division, the division overall, and to the college overall. Comparisons should be done at the **discipline** (e.g. Spanish), **program** (e.g. Languages), and **division** (e.g. Communication and Languages) level.


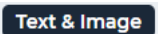

The following questions should be addressed:

1. **How efficient is the program?** Address and explain trends such as FTES, fill rates, sections offered and efficiency (FTES/FTEF)
2. **How are students doing in our courses?** Address and explain trends such as section success rates, course success, and differences in success by instructional modality.
3. **Are there student equity issues in our program?** Review data disaggregated by ethnicity, gender, and/or special population to determine any equity issues across different student groups.
4. **How many students are completing our program?** Address and explain trends in degrees and certificates being awarded.
5. **CTE Programs only: How well does our program serve the labor market?** Review Labor Market Information such as wage and job demand and analyze the fit with your program.

Non-Instructional Programs

Provide data relevant to your program outcomes, primary program functions, and other significant topics. Include analysis of data trends and reasons for these trends. Student Services programs offering courses should also provide data and analysis related to enrollment, student achievement, and equity gaps, as detailed above for instructional Programs.

Software Navigation

1. From menu on the left, click the [5.1 Data Analysis](#) sub-heading then 
2. Click  and add information about your program
3. When finished, click  then 