

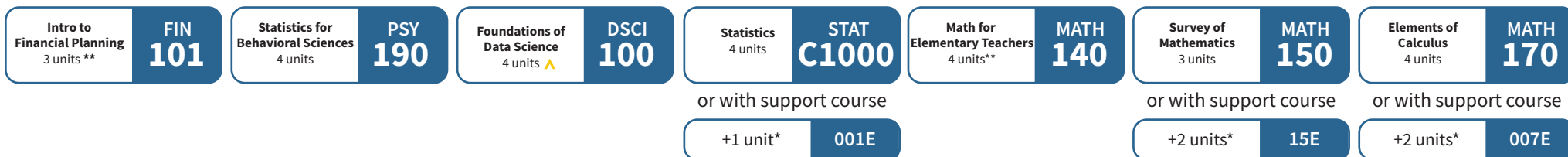


MATH PATHWAYS

IMPORTANT

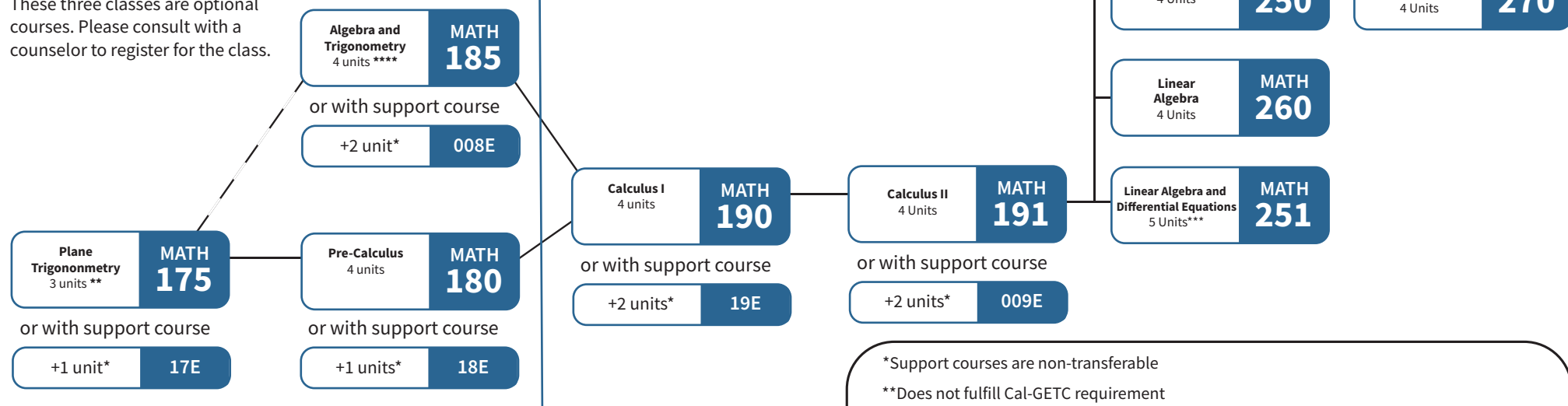
Consult with a counselor before choosing a path.
The math course selected will be determined by
your college major or program.

Effective Fall 2025

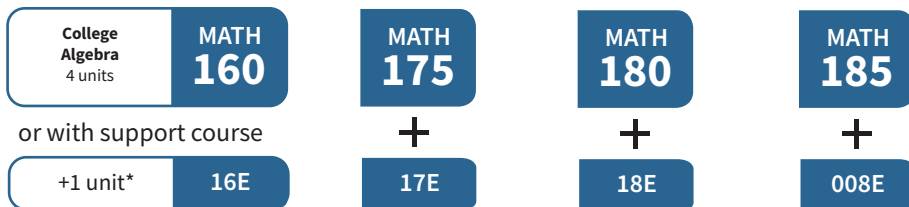


NEW STEM CALCULUS PATHWAY

These three classes are optional courses. Please consult with a counselor to register for the class.



Restricted enrollment - Please consult with your counselor for guidance.
counselingcenter@riohondo.edu or call (562) 908-3410.



*Support courses are non-transferable

**Does not fulfill Cal-GETC requirement

***Consult with a counselor about whether this course can be used for your major

****Math 185 is a new optional class, and currently does not fulfill the Cal-GETC requirement

▲ Does not fulfill GE requirement

It is essential for students to consult with a counselor on what classes to take at Río Hondo College.

If you have any questions or concerns, please visit the Counseling Center in SS160 (Student Services Building) or by call (562) 908-3410.

If you have taken classes at another college or scored a 3, 4, 5 on an Advanced Placement (AP) exam(s), please send official college transcripts and/or College Board AP score(s) reports to the Río Hondo College Admissions and Records Office.

QUESTIONS & ANSWERS



What are “E” courses?

The courses titled 001E, 16E, 17E, and 18E are 1-unit support courses designed to pair with a transfer level course. 15E, 007E, 008E, 19E, and 009E are 2-unit. For example, 001E supports STAT C1000: Statistics. During class, the instructor will review needed math topics and cover helpful study skills. Students below a certain GPA cutoff will be required to take an “E” course, but all students may choose to enroll in the extra support. See a counselor for details on when an “E” course is required.



What class do I need to satisfy the AA/AS degree requirement in Math?

Any 100+ level math or quantitative reasoning course will satisfy your local GE math requirement.



Where can I find descriptions of the classes?

Please see the college catalog or schedule of classes (click on the CRN) for course descriptions.



What is Math 150: Survey of Math?

Math 150 is a quantitative reasoning course that satisfies the GE requirement for both the UCs and CSUs. It is intended for students in majors in the Arts, Communication and Languages, or CTE Areas of Interest. It covers topics in math that people use every day. Topics include buying versus leasing a car and reading graphs you might see in the news. Please consult with your counselor to see if this course is the best fit for your educational plan.



What is the STEM path?

STEM stands for Science, Technology, Engineering, and Mathematics. Students with any of these majors should choose this path. Science degrees include Biology, Chemistry, Computer Science, Physics and many others. Contact counselor Viviana Villanueva at (562) 463-7013 or VWillanueva@riohondo.edu for guidance if you are considering this path.

Please make an appointment with your
Counselor for further questions.

Call (562) 908-3410
or Email: counselingcenter@riohondo.edu